

## Water for Irrigation Through OLIC



**This user manual guides farmers in Odisha through the online application process for Odisha Lift irrigation -**

***The OLIC scheme is offered annually, which allows farmers to apply once a year to ensure that they do not miss this opportunity, farmers should be aware of the application deadline and consider contacting the OLIC department for updates on when the application portal will open. (Apply this application form in person or visit nearest service Provider) \*\*\*\****

**schemes: -**

1. Community Lift Irrigation Project
2. Cluster Deep Bore well Project
3. Deep Bore well (Solar) Project

**Eligibility: -**

- Any farmer in Odisha can apply. (4 farmers in a Cluster)
- A cluster will be established only if 4 beneficiary land are close enough.
- Minimum land holding per farmers: 5 acres
- Documents required:
  - One passport-sized photograph (applicant)
  - Aadhaar Card
  - Bank Passbook (Savings account preferred)
  - Land details (Record of Rights - ROR)
  - BPL Card OR Ration Card (applicable only for SC/ST category)

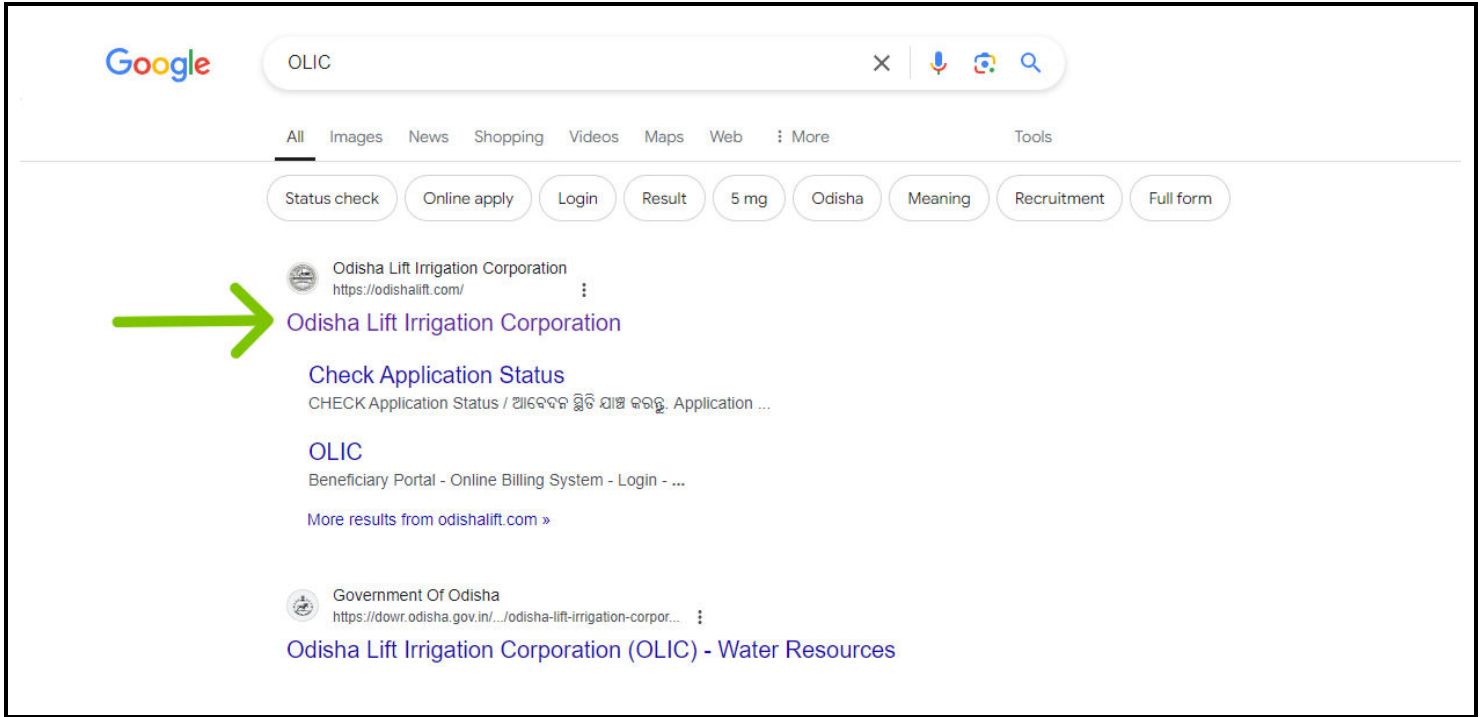
**Designated officer contact Details: -**

- Name: **Mahendra Dash (Mechanical engineer)**
- Address: **Irrigation Colony, Jeypore, (near- DFO Office, Jeypore)**
- Office Contact no. 7008358146 & Email ID: **exengerolickpt@gmail.com**

# Application Process

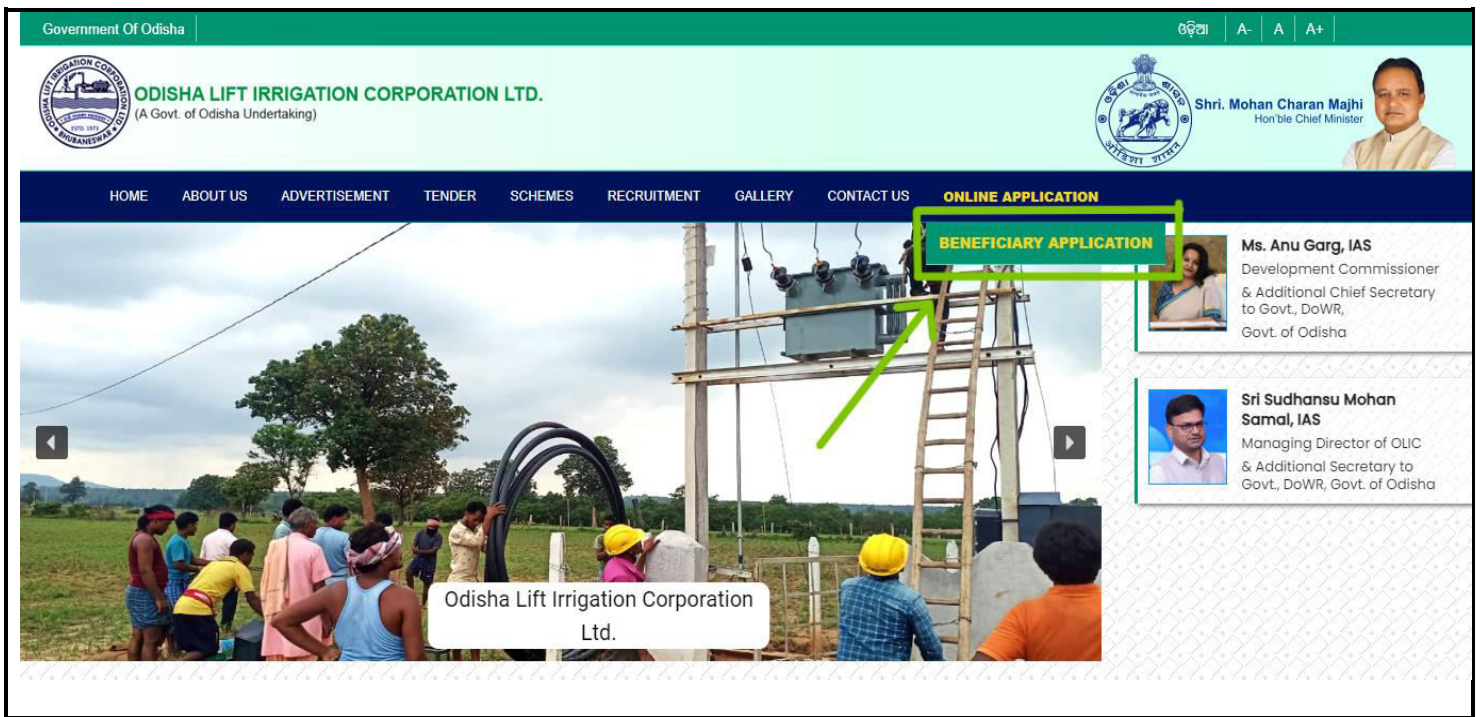
## 1. Search Online:

- Open a web browser on your computer or smartphone.
- In the search bar, type "OLIC" (Odisha Lift Irrigation Corporation Ltd.).
- Click on the official OLIC website link. ( <https://odishalift.com/> )



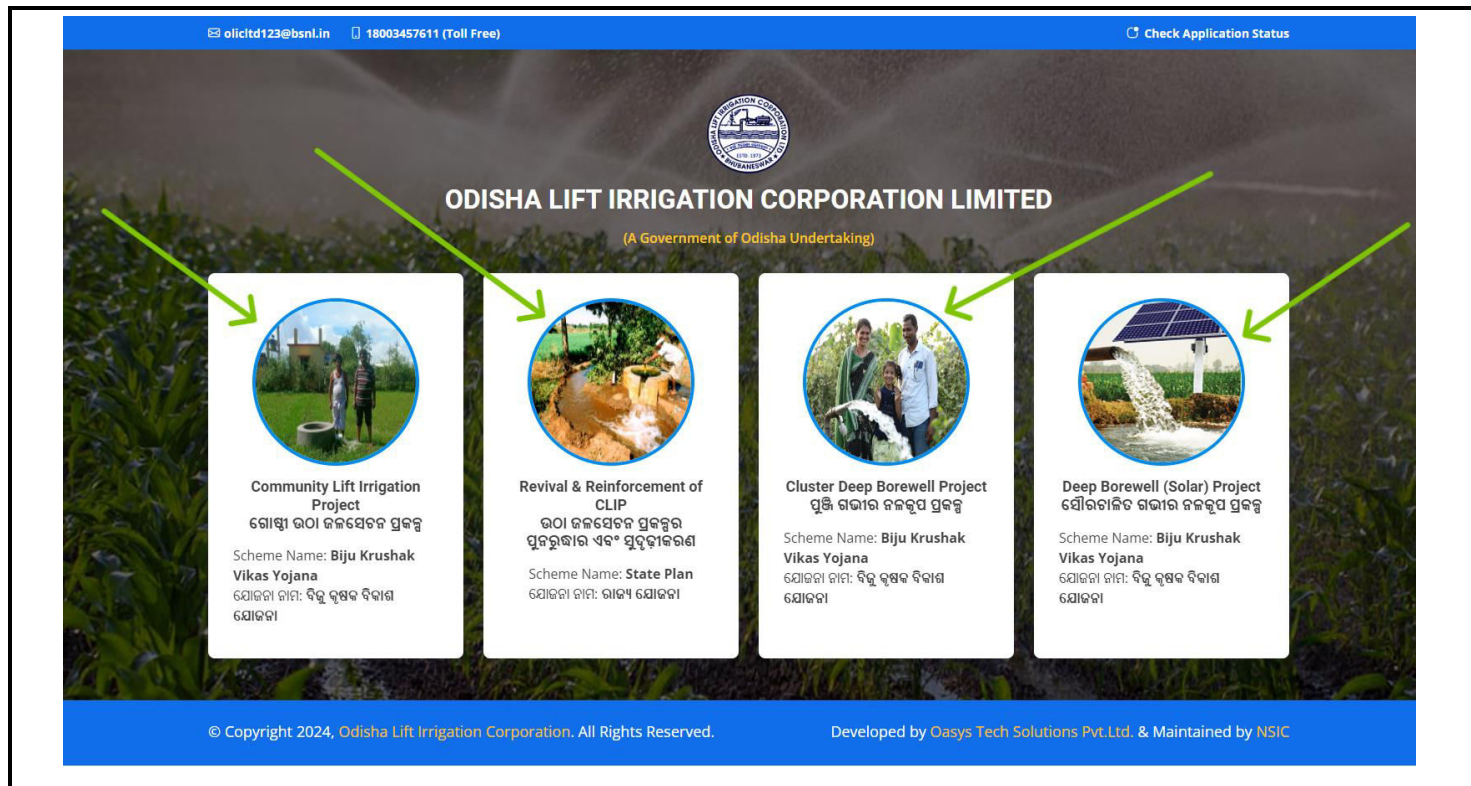
## 2. Navigate to Application Page:

- Once the website opens, find the "Online Application" section.
- Under "Online Application," click on "Beneficiary Application."



### 3. Choose Your Scheme:

- A new page will display the three lift irrigation schemes with pictures.
- Select the scheme you are interested in applying for.



The screenshot shows the website of the Odisha Lift Irrigation Corporation Limited. At the top, there is a navigation bar with contact information: "olictd123@bsnl.in" and "18003457611 (Toll Free)", and a "Check Application Status" button. The main header features the corporation's logo and the text "ODISHA LIFT IRRIGATION CORPORATION LIMITED (A Government of Odisha Undertaking)". Below the header, four scheme cards are displayed, each with a circular image and text in Odia and English. Green arrows point to each of these four cards. The footer contains copyright information: "© Copyright 2024, Odisha Lift Irrigation Corporation. All Rights Reserved." and "Developed by Oasys Tech Solutions Pvt.Ltd. & Maintained by NSIC".

**Community Lift Irrigation Project**  
ଗୋଷ୍ଠୀ ଭାଗିଦାରୀ ପ୍ରକଳ୍ପ  
Scheme Name: Biju Krushak Vikas Yojana  
ଯୋଜନା ନାମ: ବିଜୁ କୃଷକ ବିକାଶ ଯୋଜନା

**Revival & Reinforcement of CLIP**  
ଭାଗିଦାରୀ ଓ ଶାସକଙ୍କୁ ପୁନଃସଜ୍ଜା ଏବଂ ସୁରକ୍ଷା  
Scheme Name: State Plan  
ଯୋଜନା ନାମ: ରାଜ୍ୟ ଯୋଜନା

**Cluster Deep Borewell Project**  
ଗ୍ରାମୀଣ ଗଭୀର ପ୍ରକଳ୍ପ  
Scheme Name: Biju Krushak Vikas Yojana  
ଯୋଜନା ନାମ: ବିଜୁ କୃଷକ ବିକାଶ ଯୋଜନା

**Deep Borewell (Solar) Project**  
ସୌର ଶକ୍ତି ଗଭୀର ପ୍ରକଳ୍ପ  
Scheme Name: Biju Krushak Vikas Yojana  
ଯୋଜନା ନାମ: ବିଜୁ କୃଷକ ବିକାଶ ଯୋଜନା

### 4. Fill the Online Application:

- A dedicated application form will appear for the chosen scheme.
- Carefully fill out all the required information in the online form.

### 5. Print the Application:

- Once, completed the application form, review it thoroughly for accuracy.
- Submit the application online.
- Print a copy of the submitted application form for your reference.

### 6. Open a Savings Account in Union Bank Koraput (Mandatory for all beneficiary):

- Visit Koraput Union Bank
- Open a new savings account with the bank's guidance.



## 7. Make Draft Payment:

- Depending on applicant's category, applicant need to make a draft payment payable to "Odisha Lift Irrigation Corporation Ltd." (OLIC Ltd.):
  - SC/ST Category: Rs. 10,000
  - General/OBC/SCBC Category: Rs. 20,000
- The bank staff will assist the applicant in making the draft payment.

## 8. Collect Bond Paper and Submit Application:

- Upon successful draft payment, the bank will provide you with a bond paper.
- Gather the following documents:
  - Printed application form
  - Passport-sized photograph
  - Aadhaar Card photocopy
  - Bank Passbook photocopy (relevant page)
  - Land details (ROR) photocopy
  - BPL Card OR Ration Card photocopy (if applicable)
  - Draft payment receipt
  - Bond paper
  - Contact Details
- Visit Jeypore OLIC Office, **Irrigation Colony, Jeypore**, (near- DFO Office, Jeypore)
- Submit the complete application package to the designated official.

## 9. Project Approval and Implementation:

- OLIC will review the application and documents.
- Upon approval, the contractor will directly contact the farmer for project implementation procedures.

### Important Notes:

- Keep scanned copies of all required documents readily available for online upload.
- Double-check all information entered in the online application form before submission.
- Maintain a copy of all submitted documents and receipts for future reference.

### Additional Information:

- You can visit the OLIC website ( <https://odishalift.com/> ) for further information or clarification.
- This user manual is intended for informational purposes only. Application procedures and fees might be subject to change. We recommend contacting the OLIC office for the latest updates.

We hope this user manual helps you navigate the online application process for Odisha lift irrigation schemes.

By following these steps, you can successfully apply for the scheme that best suits your farming needs.